



**Electrolux**  
PROFESSIONAL

## Handling System for Hood type Pre-wash Table with Bowl and Hole Left to Right, 1400mm

ITEM # \_\_\_\_\_  
MODEL # \_\_\_\_\_  
NAME # \_\_\_\_\_  
SIS # \_\_\_\_\_  
AIA # \_\_\_\_\_



865311 (BHHPTBH14L)

Prewash table with  
500x400mm bowl & hole for  
Hood Type, l>r, 1400mm

### Short Form Specification

#### Item No. \_\_\_\_\_

For hood type dishwashers. Constructed in 304 AISI stainless steel with backslash mm250h. N. 2 square 40x40mm tubular legs on height-adjustable feet. Bowl size mm500x400x300h with overflow pipe and drain hole. Waste scraping hole with rubber ring. Basket direction: from left to right.

### Main Features

- Supplied knocked-down and easy to assemble.
- Designed for 500x500 mm dishwashing racks.
- Plain undershelves and pre-rinse units available as optional accessories.

### Construction

- Stainless steel feet 50 mm adjustable in height to ensure that tables drain back into the dishwasher.
- Equipped with scrape hole.
- Included splashback to prevent water spatter.
- Deep anti-drip profiles completely folded with lower edge for safe and easy cleaning.
- All surfaces smooth with polished finish.
- 40x40 mm square tubular legs in AISI 304 stainless steel.
- 304 AISI stainless steel construction throughout.
- To be secured to the dishwasher and fitted with one pair of legs at the other end.
- Bowl size 500x400x300h with drain hole and strainer.

### Optional Accessories

- Undershelf for Dishwasher PNC 865353 ☐  
table, 1400mm
- Floor fastening kit for 2 square PNC 865386 ☐  
legs
- Single plastic drain syphon 2 PNC 895313 ☐  
" for Sinks

APPROVAL: \_\_\_\_\_



Experience the Excellence  
[www.electroluxprofessional.com](http://www.electroluxprofessional.com)



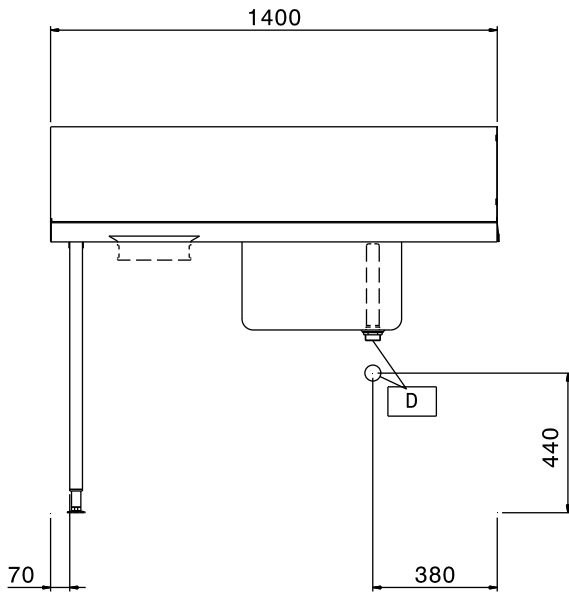
**Electrolux**  
PROFESSIONAL

## Handling System for Hood type Pre-wash Table with Bowl and Hole Left to Right, 1400mm

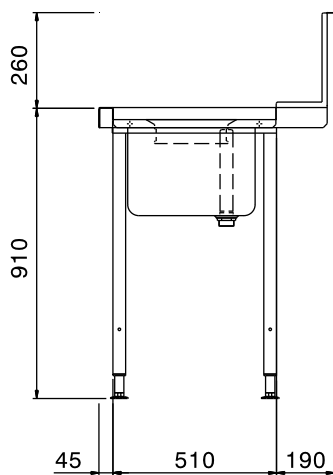
### Key Information:

External dimensions, Width:	
865311 (BHHPTBH14L)	1400 mm
External dimensions, Depth:	745 mm
External dimensions, Height:	1170 mm
Net weight:	12 kg
Splashback Dimensions, Height:	300 mm
Basin dimensions:	500x400x300h

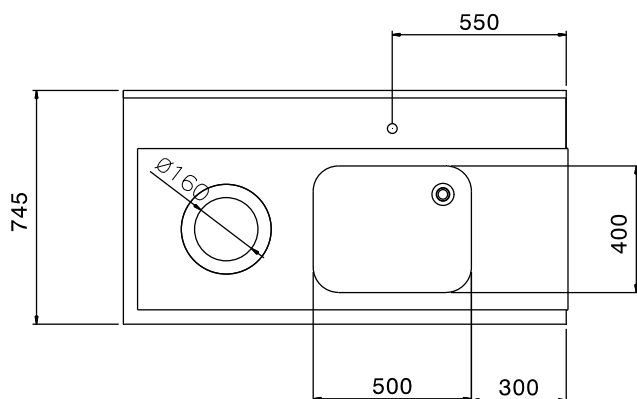
Front



Side



Top



Handling System for Hood type  
Pre-wash Table with Bowl and Hole Left to Right, 1400mm

The company reserves the right to make modifications to the products without prior notice. All information correct at time of printing.

2025.07.03